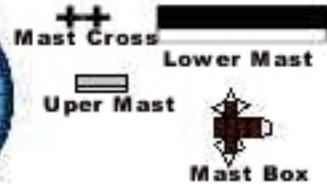



Robot arm Mount

RobotArm

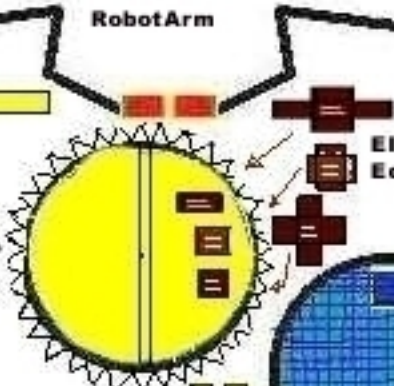
Antenna Parts see Photo



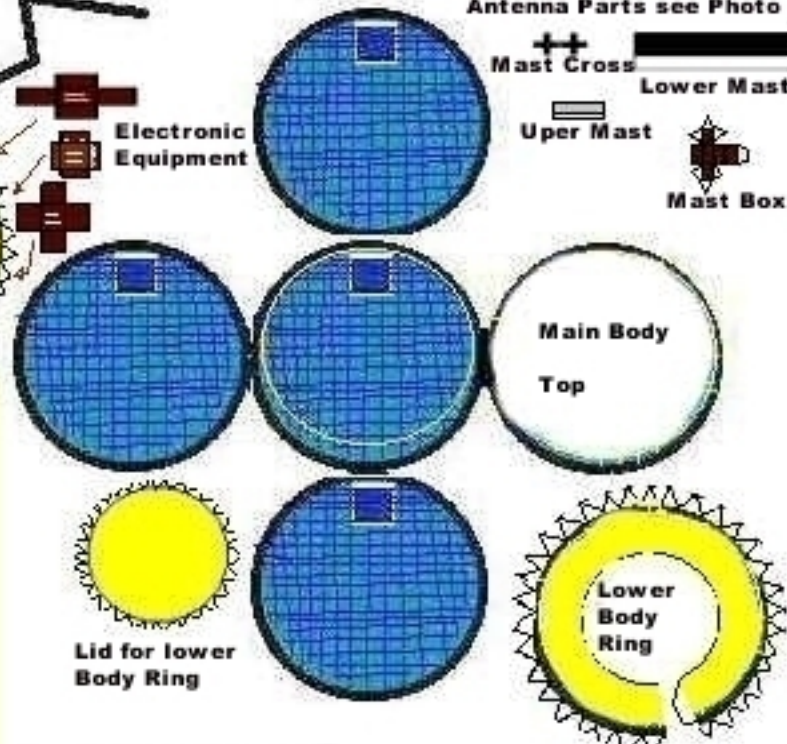
Bend and glue on top of Mainbody Top
Bend to a Step like that



Lower Body
glue to reverse
of Main Body !!!



Electronic
Equipment



Main Body
Top

Lid for lower
Body Ring

Lower
Body
Ring

For a better effect, please
cover all yellow parts with
Goldpaper !!!!

Yellow Strips
to form the Rims of the
Central Solarpanel and
Main Body



Beagle 2 Open Uni UK

Model by Mike Breimann
Many thanks to Prof. Pillinger